



## Smart Access

Connected.  
Reliable. Secure.



## Complete control is just a tap away.


### Control from anywhere.

myQ smart technology is engineered to conveniently connect people with their garage or gate. Start exploring a variety of features designed for your peace of mind with the free myQ App.

Never wonder if the door was left opened. Get alerts, and check the status of the garage door and gate and open or close it with the smartphone - from anywhere.

### The smart solution for garages and gates.

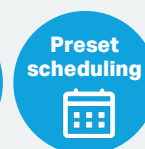

With myQ enabled garage door or gate openers, homeowners have smart control of their garage or gate, experiencing unrivaled convenience and security of their home's largest access points.



### What myQ can do for you.

Get real-time notifications from the myQ app anytime the garage door or gate opens or closes. Create schedules to close the garage door or gate or turn the myQ LED lights on and off at specific days and times.

It's an easy way to keep the home secure, especially when homeowners are away.



### Invite guests or create co-owners.

myQ users can securely share with myQ guest limited access to their home with up to five users they know and trust. The co-owner feature grants full access to two family members or trusted people.

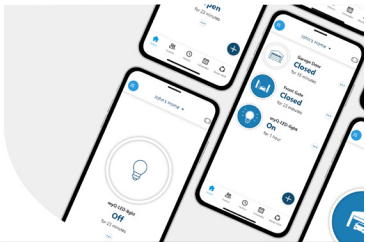
### Complete control over all devices.

The App shows the owner and co-owner history logs and enables new notifications for all myQ device activities to be set up. Co-owner can create or modify existing schedules. All devices actions initiated by co-owner will be recorded.



## Installation process

# 1



**Install a myQ enabled opener and connect to the router.**

Install the LiftMaster opener and connect the myQ internet gateway with the provided ethernet cable to the router in the home.

Connect power to the myQ internet gateway and wait for connection to the internet, with a green LED confirmation.

# 2

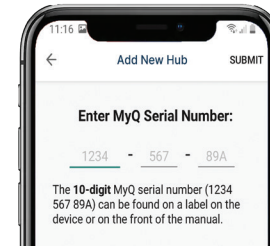


**Create an account via the myQ app.**

Download the myQ App on the App Store or Google Play.

Go to "Register" and create an account. If there is already an account, just login.

# 3

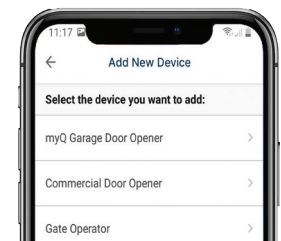


**Register the LiftMaster myQ internet gateway.**

Select the internet gateway from the list of devices.

Enter the Serial Number located on the bottom of the internet gateway when prompted.

# 4



**Add myQ enabled opener or devices.**

Choose a myQ enabled opener or other enabled devices and follow the instructions on the app.

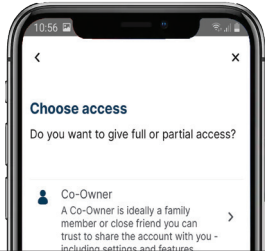
Note: After you add a device, the blue light on the internet gateway will light up and stay on.





## myQ guest and co-owner feature

1

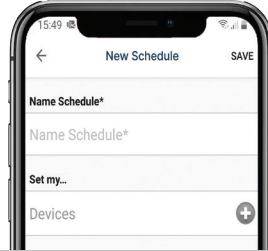


### Invite guests or co-owner to your account.

**Guests have limited access** (opening or closing a garage door/gate or turning a light on/off) to specific devices that are shared during specified time periods.

**Co-owner have full access** and also have access to any new devices added later. They can view history logs, receive notifications and set up own schedules. Co-owner can invite or add guests and another co-owner.

2



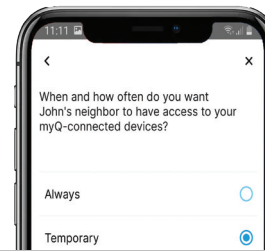
### Schedule access as an owner or co-owner.

An owner or co-owner within the myQ App can set up individual schedules for specific devices.

**For example:** „Turn the myQ light on every Monday and Thursday at 9 am.“

„Close the garage door every day at 8 pm.“

3

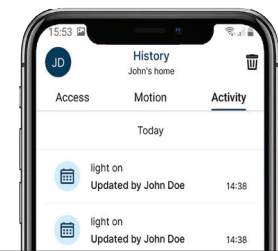


### Manage access rights of guest users.

Owners can edit the access rights of assigned guests. It is possible to grant or revoke access to specific devices as well as add the time period in which the guest will have access to that device.

The time periods can be set as recurring or one time access.

4



### Control or monitor activities with the history log.

The myQ App saves every activity of devices which enables the owner to retrace past events.

It will also save which person initiated the action at what time. The owner keeps always the overview and control of his garage door or gate.

Discover all the ways myQ connectivity  
can make life simpler.



[liftmaster.eu](https://liftmaster.eu)

Chamberlain GmbH | Saar-Lor-Lux-Str. 19 | D-66115 Saarbrücken  
myQ® is a registered trademark of the Chamberlain Group  
Wi-Fi® is a registered trademark of the Wi-Fi Alliance  
WEEE-Reg. No. DE66256568 | BMYQEN (10/2020)

© 2020 The Chamberlain Group, Inc. All Rights Reserved. myQ®,  
LiftMaster®